

CI/SfB	(31.5)		
CI/SfB	(22)		
CI/SfB	(31.59)		
CI/SfB	(23)		



CCN:IIS
Integrated Interior Solutions

DOORSETS
 GLAZED SCREENS
 CUBICLES
 HARDWARE

PRODUCT



CEDor ENSIGN range HIGH PERFORMANCE DOORSETS

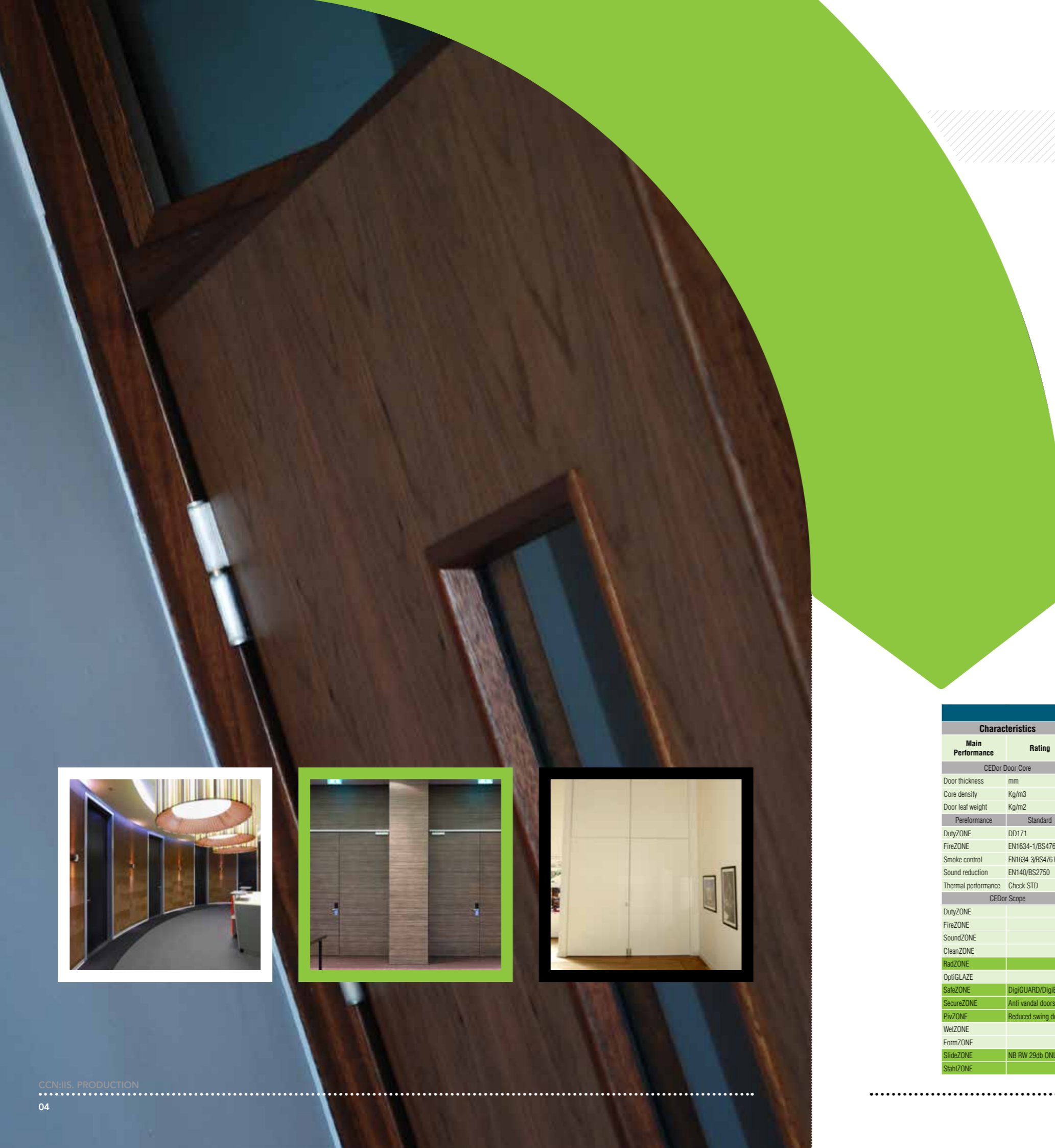
At the core of CCN's product offering is the CEDor ENSIGN range of performance. Timber doorsets with optional combination performance glazed CEScreen and CESpec branded architectural hardware, an all encompassing solution that is extensively duty tested, performance certified and CE marked as required.

In extension to the ENSIGN offering is the ultra duty CEDor StahlZONE range; performance timber door leaves into Steel and Stainless Steel-frames. CCN have rigorously tested this combination. The inherent technical demands are well catered for providing an extensive application for fire, acoustic and specialist performance doorsets.

FSC® certified VIRTUAL doorsets available.



CEDor ENSIGN Range and Field of Application											
Characteristics		Duty ZONE	FireZONE (FD)				SoundZONE (RW)				
Main Performance	Rating	NFR	FD30S	FD60S	FD90S	D FD120S	31-35	35-38	38-42	46	52
CEDor Door Core		DuraKOR	SuraKOR	SuraKOR			AudioKOR	AudioKOR			
Door thickness	mm	43	43	54			43	43/54			
Core density	Kg/m ³	425	425	520			425	585			
Door leaf weight	Kg/m ²	24	24	28			26	29			
Performance	Standard										
DutyZONE	DD171	Severe	Severe	Severe			Severe	Severe			
FireZONE	EN1634-1	NFR	FD30	FD60			FD30	FD60			
Smoke control	EN1634-3	NFR	FD30S	FD60S			FD30S	FD60S			
Sound reduction	EN140	31dB	33dB	35dB			35dB	38dB			
Thermal performance	Check STD	1.62	1.62	1.48			1.42	1.38			
CEDor Scope											
DutyZONE		★	★	★			★	★			
FireZONE			★	★			★	★			
SoundZONE		★	★	★			★	★			
CleanZONE		See CEDor Stratum									
RadZONE		★	★	★			N/A	N/A			
OptiGLAZE		See CEDor Stratum									
SafeZONE	DigiGUARD/DigiEDGE	★	★	★			★	★			
SecureZONE	Anti vandal doors	★	★	★			★	N/A			
PinZONE	Reduced swing doors	★	★	N/A			N/A	N/A			
WelZONE		See CEDor Stratum									
FormZONE		★	★	★			★	★			
SlideZONE	NB RW 29db ONLY	★	★	★			N/A	N/A			



CEDor STRATUM range EXTREME PERFORMANCE DOORSETS


CEDor Stratum is the next level of product performance from the CCN stable further extending levels of duty, fire resistance, attenuation, safety and protection.

The STRATUM range consists solely of products with EXTREME levels of performance. This is well beyond the scope of most manufacturers but visually coordinated to the ENSIGN range for aesthetic symmetry, throughout the varied performance zones of specific purpose facilities such as specialist healthcare units or military bases.


CCN operate a policy of constant inward investment, ploughing profits into the CE:DEVO R&D programme. Working alongside the concerted efforts of our supply chain partners, we constantly strive to develop innovative solutions to new and demanding performance challenges.

CEDor GENETICA DOORSETS beyond tested applications

CEDor Genetica doorsets is the CCN platform; working alongside project design teams to develop solutions or project specific testing for new applications beyond what is currently available today. Genetica solutions are developed and tested to the project specifics, beyond even the vast scope of Stratum. No matter how wide the product range is, there will always be that next hurdle. CCN's philosophy is always to build "beyond essential requirements".



CEDor STRATUM Range and Field of Application													
Characteristics		Duty ZONE	FireZONE (FD)				SoundZONE (RW)						
Main Performance	Rating		NFR	FD30S	FD60S	FD90S	D FD120S	33-35	35-38	38-42	46	52	
CEDor Door Core		See CEDor Ensign	See CEDor Ensign	See CEDor Ensign	SilikOR	SilikOR	See CEDor Ensign	See CEDor Ensign	AudioKOR	AudioKOR	AudioKOR		
Door thickness	mm				54	54			43 - 54	71	88		
Core density	Kg/m3				625	985			425	585	585		
Door leaf weight	Kg/m2				34	38			26 - 29	34	38		
Performance	Standard												
DutyZONE	DD171								Severe	Severe			
FireZONE	EN1634-1/BS476 Pt22								FD90	FD120	Severe	Severe	Severe
Smoke control	EN1634-3/BS476 Pt33.1								FD90S	FD120S	FD60	FD60	FD60
Sound reduction	EN140/BS2750								32dB	35dB	FD60S	FD60S	FD60S
Thermal performance	Check STD								1.42	1.42	42dB	46dB	52dB
CEDor Scope						1.42	1.38	1.38					
DutyZONE													
FireZONE													
SoundZONE													
CleanZONE		*	*	*	N/A	N/A			N/A	N/A	N/A		
RadZONE		See CEDor Ensign			N/A	N/A			N/A	N/A	N/A		
OptiGLAZE		*	*	*	N/A	N/A	*	*	N/A	N/A	N/A		
SafeZONE	DigiGUARD/DigiEDGE	See CEDor Ensign			N/A	N/A			N/A	N/A	N/A		
SecureZONE	Anti vandal doors	See CEDor Ensign			N/A	N/A	See CEDor Ensign	See CEDor Ensign	N/A	N/A	N/A		
PivZONE	Reduced swing doors	See CEDor Ensign			N/A	N/A			N/A	N/A	N/A		
WeiZONE		*	N/A	N/A	N/A	N/A			N/A	N/A	N/A		
FormZONE		See CEDor Ensign							*	*	N/A		
SlideZONE	NB RW 29db ONLY	See CEDor Ensign							N/A	N/A	N/A		
StahZONE		*	*	*	N/A	N/A	*	*	*	*	N/A		



CESpec – Project architectural hardware, access and door controls

CESpec is the Architectural Ironmongery DIP GAI arm within CCN:IIS covering all applications, finishes and budgets. See: www.ccn-uk.com

Available in two main suites of high quality, CE marked and CEN Classified hardware.

CESpec Ensign - A Contract hardware range for heavy duty, mid budget applications.

CESpec Stratum - A Project hardware range for heavy and severe duty and higher budgets.

CCN supply hardware fully boxed or in doorset packs as required.

FINISHES

Available in Satin Stainless Steel :SSS; Polished Stainless Steel :PSS Grades 304#:

CESpec: Ensign, Grades 316#:

CESpec Stratum; Satin Anodised Aluminium :SAA; Polished Anodised Aluminium :PAA

Nylon finishes, with or without steel core :NCoI

STYLE AND FUNCTIONALITY

A full range of ADM compliant lever handles, escutcheons and WC furniture depicts the selection.

Complimentary pull handles, finger plates, cylinder pulls and door signage complete a CEDor doorset.

Door Protection is in the form of mid rail, base rail, kick plates and door nosings.

Door Controls are available with square and radiused covers to match and compliment the door furniture.

SCHEDULING AND SUPPLY SERVICES

CESpec service team schedule a comprehensive address to Ironmongery project requirements with hardware sets, door numbers, set and product summaries as well as Access Control - Schematics and Master Key Suiting Schedules.

Essential Hardware: Locks, cylinders and bolts are fully certified and CE marked.

Special needs and Anti-ligature hardware is available across CESpec suites.

Access control; magnetic, electronic and reader systems complete the range.



CEScreen is the most complete glazed timber screen system available. The range covers four general applications:

LightZONE Safety classified glazed architectural screens for NFR applications to optimise natural light within the building.

FireZONE Glazed fire screens for integrity and insulation requirements; FR30/0-FR60/60 and beyond.

SoundZONE Glazed screens for sound reduction, to very high levels; RW31-72dB.

PrivacyZONE opt for privacy within any of the above combinations with integral blinds, manifestation and smart-glass technology.

ADDING VALUE - saving site cost

CEScreens arrive on site "ready to go" Fully assembled with mitred, mortice and tenon joints for added architectural feature with integrity in construction. Beads are gauged and mitred. They are permanently fixed to one side and pinned to the other (to facilitate glazing).

Glass and Glazing - Glass is always supplied with the CEScreen to ensure certification. Gaskets and glazing seals are factory fitted to the beads.

All of these measures will save money on site, optimising material control and ensuring that the correct materials are used to the certified requirements of the entire building element. With CEScreen everything is proven to fit before it hits site and everything required for the screen will be with the screen.


ZONAL PERFORMANCE across the CEScreen range with optimum natural light through a highly attractive building element within integral performance, for Safety, Fire Resistance, and Sound Reduction, with an attractive range of options for Privacy.

FIRE RESISTANCE

Fire integrity AND insulation can be built into the screens for effective "means of escape" applications to ADB and the more demanding Scottish regulations. Large certified pane sizes and huge aspect ratios are available, to satisfy the architects design intent.

STRUCTURAL INTEGRITY

Structural performance can also be designed in, for barrier loaded, wide span and floor-to- ceiling, or multi-floor or span-screens, with or without integral doorsets to BS6180.





DurANNO

Glazed partitions offer seamless glazing for office and circulation space. A host of privacy and manifestation options are available across the performance range.

Available with DurANNO-Glass or CEDor-Timber door leaves.

See: www.ccn-uk.com

SINGLE GLAZED ELEMENTS

We have launched our new innovative single glazed partitioning system, DurANNO Uno, which generates a light and spacious atmosphere, whilst creating individual work areas. It offers excellent acoustics up to 39 Db. Available in either straight striking lines, facets, or the most graceful curves, this minimalist form exudes elegance and luxury in all kinds of surroundings.

DOUBLE GLAZED ELEMENTS

Our popular double glazed partitioning system, DurANNO Duo represents the essence of contemporary partitioning. It brings style to the division of any office space and is designed to give exceptional acoustic performance up to 47 Db, combined with a modern aesthetic.

FRAMED ELEMENTS

We have the versatility to offer you door frames to suit every requirement. Choose from full height or standard height, aluminium, solid, timber and timber tracked or frameless.

ATRIUM GLAZING

We can supply frameless bolted glass assemblies for external facades, lift shaft enclosures, atria glazing and similar applications. Support structures can include glass fins, mild or stainless steel structures. We provide comprehensive technical support on all projects.

CURVED GLAZED ELEMENTS

With in-house manufacturing from European Glass we can supply even the most complex composite integrated curved glass panels. These specialist systems contain inherent solar, acoustic, visual and security properties.

REACTAZONE ACTIVE- PRIVACY GLASS

For many years we have endeavoured to create the perfect working and recreational environments using clear glass, trying to maintain privacy without obstructing the flow of light. We are therefore very excited about our new SmartGlass product range. Ideal for boardrooms and conference rooms, it can instantly change from clear to opaque by passing an electrical current through the liquid crystal bonded glass. In its dormant state SmartGlass remains opaque, offering full privacy and creating an ideal projection screen for presentations or video. Once activated, it becomes translucent.



CEDor StahIZONE: STEEL & STAINLESS STEEL FRAMED TIMBER DOORSETS ARE FULLY TESTED AND CERTIFIED

This is a very difficult and onerous combination to manage, as the expansion coefficient of steel acts against the natural charring of the timber under combustion. This presents many challenges to the marriage. StahlZONE has resolved these issues and now describes a wide Field of Application with high zonal performance for Duty, Fire, Sound, Radiation and CleanZONE applications.

STEEL FRAME PROFILES AND FINISHES

A wide range of frame profiles is available, from one-part sections to two part adjustable profiles, each with integral smoke and sound seals.

FINISHES

- Steel maybe Polyester Powder Coated to the RAL or BS colour ranges
- Stainless steel may be brushed, satin or polished finish
- Anti-microbial protection may also be included for CleanZONE applications

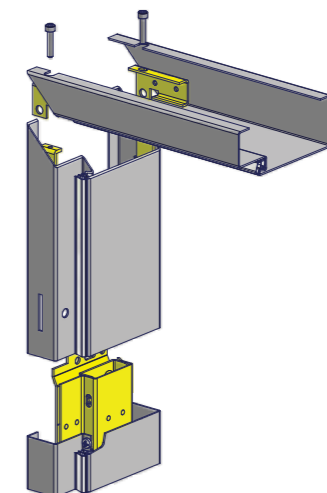
HARDWARE FOR STEEL FRAMES


Hardware coordination needs careful attention to detail as mortices and reinforcements, as well as interface with hot and cold smoked seals, all carry their challenges.

STEEL FOR DURABILITY

Steel offers many benefits in durability and impact resistance to such applications as hospitals, hotels and schools, where heavy circulation, trolleys and baggage, take their toll.

Wraparound frames make for rapid installation in drywall assemblies, with clean junctions to the wall. Adjustable frames with on board architraves eliminate the need for pointing.





CEPlan ADVANCED WC CUBICLES

DuraPLAN - Durable melamine faced, ABS edged panels in SAA extruded profiles with tapered, noise reducing seals. Furnished with WC lock and hinge sets and adjustable feet. Available in 8 standard colours - for heavy duty, dry areas only.

LamPLAN - Robust, high pressure laminate panels with textured face and edge. LamPLAN is scratch resistant and waterproof. Furnished with high quality, accessible WC hardware sets and adjustable feet. Available in 8 standard colours - for severe duty wet zone applications.

See: www.ccn-uk.com





DuraDOR DOORSETS FOR STUDENT ACCOMODATION

DuraDOR - RapidSET: TIMBER DOORS IN KD QUICK-FIX STEEL FRAMES.

Door leaves and frames fully factory finished: NO DECORATION.

Rapid assembly of STEEL frame and doorset: Huge installation savings.

DuraDOR - TIMBER: Also available with a full rage of timber door frames.

CCN: DuraDOR is a purpose made doorset, yet it carries an affordable price tag, with its own Field of Application in the critical performance zones of duty, fire and sound reduction.

WIDE SPECIFICATION OPTIONS

DuraDOR follows the same coding system as CEDor and a similar, bespoke solid core skeletal door-construction prevails. Finishes are tailored to the market, all with CL lippings formed from white hardwood stiles.

Painted doors:
 Primed(PG)
 Factory painted finishes (P:RAL)

Foil veneered doors:
 Crown pattern (V-species-C)

See: www.ccn-uk.com



DuraDOR Range and Field of Application										
Characteristics		Duty ZONE	FireZONE (FD)				SoundZONE (RW)			
Main Performance	Rating	NFR	FD30S	FD60S	FD90S	D FD120S	31-35	38-42	46	52
CEDor Door Core		DuraKOR	SuraKOR	SuraKOR			AudioKOR			
Door thickness	mm	43	43	53			43 - 53			
Core density	Kg/m3	350	350	520			350 / 520			
Door leaf weight	Kg/m2	24	24	28			24 / 28			
Performance	Standard									
DutyZONE	DD171	Severe	Severe	Severe			Severe			
FireZONE	EN1634-1/BS476 Pt22	NFR	FD30	FD60			FD30/60			
Smoke control	EN1634-3/BS476 Pt33.1	NFR	FD30S	FD60S			FD30S/60S			
Sound reduction	EN140/BS2750	31dB	33dB	35dB			31/35dB			
Thermal performance	Check STD	1.62	1.62	1.48			1.48/1.62			
CEDor Scope										
DutyZONE		★	★	★			★			
FireZONE			★	★			★			
SoundZONE		★	★	★			★			
CleanZONE		See CEDor Stratum								
RadZONE		See CEDor Ensign								
OptiGLAZE		See CEDor Stratum								
SafeZONE	DigiGUARD/DigiEDGE	See CEDor Ensign								
SecureZONE	Anti vandal doors	See CEDor Ensign								
PivZONE	Reduced swing doors	See CEDor Ensign								
WetZONE		See CEDor Stratum								
FormZONE		See CEDor Ensign								
SlideZONE	NB RW 29db ONLY	See CEDor Ensign								



Theatre

ServiDOR is the Fast Track doorset range from CCN, ideally suited to minor works and the commercial market. This range brings a standardised range of doorsets for rapid delivery.

ServiDOR IS AVAILABLE IN JUST FIVE WORKING DAYS.

The range comes with a limited version of the full CEDor spectrum for fast track applications;

Finishes: with foiled edges over lippings (CL).


Painted doors: Primed (PG).

Veneered doors: Oak, Beech, Maple (none CITES species) - crown cut.

For order form see: www.ccn-uk.com

For standard CESpec Hardware Sets see: www.ccn-uk.com

See CCN website for coding



ServiDOR Doorset Standards							CCN: ServiDOR Fast Track Program Options										
Doorset Code	Doorset DIMENSIONS					DUTY	Optional Doorset Performance ZONES				(with Primed Frames)		Glazing and Louvre Options				Hardware
	SO Width	SO Height	Door Width	Door Height	Door Thickness		FireZONE		SoundZONE		Primed PG	American White Oak Veneer	SNP	DNP	SNS	TI/BL/TBL	
							FD30s	FD60s	31dBA	35dBA							
S - 8/44	810	2100	726	2050	44	Severe	*		*		*	*	*	*	*	*	*
S - 9/44	910	2100	826	2050	44	Severe	*		*		*	*	*	*	*	*	*
S - 10/44	1010	2100	926	2050	44	Severe	*		*		*	*	*	*	*	*	*
S - 8/54	810	2100	726	2050	54	Severe	*	*	*	*	*	*	*	*	*	*	*
S - 9/54	910	2100	826	2050	54	Severe	*	*	*	*	*	*	*	*	*	*	*
S - 8/54	1010	2100	926	2050	54	Severe	*	*	*	*	*	*	*	*	*	*	*
DU-13/44	1340	2100	826/426	2050	44	Severe	*		*		*	*	*	*	*	*	*
DU-14/44	1440	2100	926/426	2050	44	Severe	*		*		*	*	*	*	*	*	*
DU-13/54	1340	2100	826/426	2050	54	Severe	*	*	*	*	*	*	*	*	*	*	*
DU-13/54	1440	2100	926/426	2050		Severe	*	*	*	*	*	*	*	*	*	*	*
DE-15/44	1540	2100	2(726)	2050	44	Severe	*		*		*	*	*	*	*	*	*
DE-17/44	1740	2100	2(826)	2050	44	Severe	*		*		*	*	*	*	*	*	*
DE-19/44	1940	2100	2(926)	2050	44	Severe	*		*		*	*	*	*	*	*	*
DE-15/54	1540	2100	2(726)	2050	54	Severe	*	*	*	*	*	*	*	*	*	*	*
DE-17/54	1740	2100	2(826)	2050	54	Severe	*	*	*	*	*	*	*	*	*	*	*
DE-19/54	1940	2100	2(926)	2050	54	Severe	*	*	*	*	*	*	*	*	*	*	*



www.ccn-uk.com

CE HOUSE, 3 WALDRIDGE WAY
SIMONSIDE EAST INDUSTRIAL ESTATE
SOUTH SHIELDS NE34 9PZ

TEL: 0191 427 7779
EMAIL: enquiries@ccn-uk.com

The content of this catalogue is published in good faith. The company accepts no liability how so ever arising from the accuracy, reliability or validity of this information. We reserve the right to amend update and revise all and any of the content at any time and without notice